

BALANCE SHEET AS AT 31ST MARCH, 2015

Amount in Rs.

Particulars	Note No	Figures as at the end of current reporting period 2014-15	Figures as at the end of previous reporting period 2013-14
		₹	₹
I. EQUITY AND LIABILITIES			
(1) Shareholder's Funds			
(a) Share Capital	1	3587153090	3587153090
(c) Reserves and Surplus	2	-60768292740	-35856208907
(2) Non-Current Liabilities			
(a) Long-term borrowings	3	89334084490	60834937819
(b) Other Long term liabilities	4	13658496281	11180651780
(c) Long term provisions	5	12867025440	6492527403
(3) Current Liabilities			
(a) Short-term borrowings	6	9350108221	6121055950
(b) Trade payables	7	40321221584	22318287369
(c) Other current liabilities(including current maturities of Long term debt)	8	9098935631	4447156489
(d) Short-term provisions	9	1831046713	903112552
Total		119279778710	80028673545
II. Assets			
(1) Non-current assets			
(a) Fixed assets(Net)			
(i) Tangible assets	10	47121023692	32012541596
(ii) Intangible assets	10	812830	1024998
(iii) Capital work-in-progress	10	18031493908	13760768316
(b) Non-current investments	11	2867285834	2060905000
(c) Long term loans and advances	12	8425362338	1622194434
(2) Current assets			
(a) Inventories	13	1845296044	1589362628
(b) Trade receivables	14	27325558557	22185839983
(c) Cash and cash equivalents	15	4916701498	4104704409
(d) Short-term loans and advances	16	917506090	195877822
(e) Other current assets	17	7828737919	2495454359
Total		119279778710	80028673545
Other Notes	26		
Statement of Accounting Policies	27		

As per our report of even date

For M/s Ramraj & Co.

Chartered Accountants.

Firm No.002839S

For and on behalf of the Board




H.Y.DORA

Chairman & Managing Director/CEO



SYED BILAL BASHA

Director (Finance)/CFO



CA.M.C.VENKATANATH

Partner


Membership No.210007

Date : 02-11-2015

Place : Tirupati



A 2211
A.VENU GOPAL
Chief General Manager/E&C


B.V.S.PRAKASH
Company Secretary

STATEMENT OF PROFIT AND LOSS FOR THE YEAR ENDED 31ST MARCH, 2015

Amount in Rs.

Particulars	Note No	Figures as at the end of current reporting period 2014-15	Figures as at the end of previous reporting period 2013-14
		₹	₹
I. Revenue from operations	18	109238807045	73274489828
II. Other Income	19	14378078020	3650897958
III. Revenue Subsidies and Grants	20	22497436631	18679400000
Total Revenue (I + II + III) - (A)		146114321696	95604787786
<u>Expenses:</u>			
IV. Cost of Power Purchase	21	129950980137	80536263561
V. Employee benefit expenses	22	18131697716	8541103696
VI. Financial costs	23	6024266964	4228373933
VII. Depreciation and amortization expenses	24	5864026552	4396093449
VIII. Other expenses	25	2890402514	1911332093
Total Expenses (IV + V + VI + VII + VIII) - (B)		162861373883	99613166732
IX. Profit before exceptional and extraordinary items and tax (A - B)		(16747052187)	(4008378946)
X. Exceptional Items		0	0
XI. Profit before extraordinary items and tax (IX - X)		(16747052187)	(4008378946)
XII. Extraordinary Items		0	0
XIII. Profit before tax (XI - XII)		(16747052187)	(4008378946)
XIV. Provision for Taxation		0	0
XV. Profit(Loss) from the period from continuing operations(XIII-XIV)		(16747052187)	(4008378946)
XVI Less: Transfer to Contingency Reserve		(27693699)	(22774375)
XVII. Profit/(Loss) for the period (XV - XVI)		(16774745886)	(4031153321)
XVIII. Earning per equity share:			
(1) Basic		(46.76)	(11.24)
(2) Diluted		(46.76)	(11.24)
Other Notes	26		
Statement of Accounting Policies	27		

As per our report of even date

For M/s Ramraj & Co.


Chartered Accountants.

Firm No.0028395

For and on behalf of the Board



H.Y.DORA

Chairman & Managing Director/CEO



SYED BILAL BASHA

Director (Finance)/CFO



CA.M.C.VENKATANATH

Partner

Membership No.210007


Date:-02.11.2015

Place : Tirupati




A.VENU GOPAL

Chief General Manager/E&C



B.V.S.PRAKASH

Company Secretary

CASH FLOW STATEMENT

Amount in Rs.

	Particulars	Year ending 31-03-2015		Year ending 31-03-2014	
		₹	₹	₹	₹
A	Cash flow from operating activities				
	Net profit before taxation		(16774745886)		(4031153321)
	Adjustments for items in Profit & Loss Account				
	Amortization of Capital Contributions	(2018196702)		(1522045766)	
	Depreciation & Amortisation	5864026552		4392123888	
	Interest Income	(91189349)		(88616943)	
	Interest Expense	6115456313	9870096814	4050488530	6831949709
	Operating Profit before working capital changes		(6904649071)		2800796388
	Adjustments for changes in Current Assets other than Cash and Cash Equivalents				
	Income accrued but not due	352856525		7740176908	
	Inventories	(255933416)		(220488495)	
	Sundry Debtors	(5492575099)		(894563494)	
	Receivables	(5333283560)		(1736660979)	
	Loans and Advances	(721628268)		444529229	
	Adjustments for changes in Current Liabilities & provisions				
	Current Liabilities	26035669538		(5825786341)	
	Provisions	7302432198	21887537918	2559369276	2066576105
	Cash generated from Operations		14982888847		4867372492
	Less: Provision for Income Tax/Fringe Benefit Tax		0		0
	Net cash flow from operating activities		14982888847		4867372492
B	Cash flows from investing activities				
	Purchase of fixed assets /CWIP	(25243022072)		(11322891327)	
	Interest on Investments	91189349		88616943	
	Interest on contingency reserve investments	27681366		22774375	
	(Increase)/Decrease in Investments	(7609548738)		(334600000)	
	Net cash flow from investing activities	(32733700095)	(32733700095)	(11546100008)	(11546100008)
C	Cash Flows from Financing Activities				
	APCPDCL reserves (Losses)	(12803612035)			
	Proceeds from borrowings	54735917947		64571384220	
	Increase in security and other deposits	3229052271		258162895	
	Additions to Deferred Capital Contributions	6656789424		2710964188	
	Repayment of borrowings	(27139882956)		(55952535403)	
	Interest on Borrowings	(6115456313)		(4050488530)	
	Net Cash flow from Financing Activities	18562808337	18562808337	7537487370	7537487370
D	Net Increase/Decrease in cash and cash equivalents		811997089		858759854
E	Cash and Cash Equivalents				
	At the beginning of the period		4104704409		3245944554
	At the end of the period		4916701498		4104704409
F	Net Increase/Decrease in cash and cash equivalents		811997089		858759854

As per our report of even date

For M/s Ramraj & Co.

Chartered Accountants.

Firm No.002839S

CA.M.C.VENKATANATH
Partner

Membership No.210007

Date:-02.11.2015

Place : Tirupati



For and on behalf of the Board

H.Y.DORA
H.Y.DORA

Chairman & Managing Director/CEO

A 2-11
A. VENU GOPAL

Chief General Manager/E&C

Syed Bilal Basha
SYED BILAL BASHA
Director (Finance)/CFO

B.V.S.Prakash
B.V.S.Prakash
Company Secretary